

Fondita Sustainable Europe

Morningstar Rating Overall

★★★★

ISIN (B)

FI4000024492

Domicile

Finland

Base Currency

Euro

Fund Description

Fondita Sustainable Europe is an equity fund that invests in shares of publicly traded European companies that through their activities promote sustainable development. The fund invests in companies that through their products or services are optimally positioned to achieve a world with lower CO2-emissions and a more efficient use of our natural resources. The fund is managed by Marcus Björkstén and Janna Haahntela.


Performance

	Return (%)	Return (%)	Return (%) p.a.
1 month	2,03	3 Years	113,09
3 months	1,45	5 Years	87,27
6 months	0,55	10 Years	217,84
YTD	7,51	Since start	178,05
1 Year	7,51		10,11
	Std Dev (%)	Sortino Ratio	Sharpe Ratio
3 Years	21,75	2,17	1,30
5 Years	19,27	1,21	0,77
10 Years	16,43	1,25	0,80
Since start 19.5.2011	17,12	1,01	0,66

Performance
Investment Growth

Time Period: 20.5.2011 to 31.12.2021



■ Fondita Sustainable Europe B

278,0 ■ MSCI Europe NR EUR

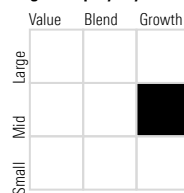
223,4

Monthly Returns

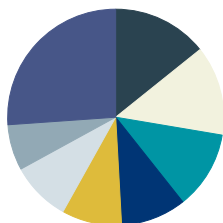
	Jan	Feb	Mar	Apr	May	Jun	Jul	Aug	Sep	Oct	Nov	Dec	Year
2021	3,15	-3,81	4,68	1,19	0,98	0,74	-1,10	6,60	-5,99	5,35	-5,62	2,03	7,51
2020	2,12	-6,16	-19,21	12,41	9,90	2,53	7,65	7,67	0,33	-3,08	17,24	9,26	41,60
2019	6,55	3,65	4,41	5,27	-3,18	4,85	0,10	-1,92	2,62	3,30	3,99	4,97	39,98
2018	4,19	-2,39	-5,65	3,64	3,96	-2,03	1,32	-0,74	-0,96	-10,70	-1,05	-7,80	-17,80
2017	2,32	0,82	0,39	3,61	1,50	-2,25	-0,56	-2,12	4,16	0,61	-4,06	2,62	6,92
2016	-9,71	-0,82	3,43	0,22	3,60	-5,95	5,24	1,57	2,65	-3,34	-0,15	5,82	1,35
2015	6,61	5,96	3,25	-0,51	2,96	-4,58	1,28	-6,81	-3,15	4,51	4,92	-0,02	14,24
2014	-2,52	3,02	0,56	0,01	2,97	-1,10	-6,89	0,85	-3,32	-1,06	3,57	3,31	-1,16
2013	2,67	3,81	2,22	-1,67	0,16	-4,14	3,97	-0,62	2,74	1,84	4,03	0,33	16,06
2012	9,35	7,05	1,66	2,74	-5,59	-3,04	6,07	1,53	0,42	2,35	3,57	-0,40	27,79
2011	—	—	—	—	—	-3,52	-2,85	-10,45	-7,94	12,32	-2,70	4,35	—

Portfolio
Top Holdings

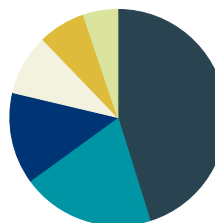
	Sector	%
VERBIO Vereinigte BioEnergie AG	Utilities	5,94
Orsted A/S	Utilities	5,10
Schneider Electric SE	Industrials	4,09
Vaisala Oyj Class A	Technology	4,01
Rockwool International A/S B	Industrials	3,89
Borregaard ASA	Basic Materials	3,76
Hexacon AB Class B	Technology	3,68
Loqitech International SA	Technology	3,25
Alfen NV	Industrials	3,19
Novozymes A/S B	Basic Materials	3,17

Equity Style
Morningstar Equity Style Box™


Market Cap	%
Market Cap Giant %	4,3
Market Cap Large %	22,9
Market Cap Mid %	37,1
Market Cap Small %	23,1
Market Cap Micro %	12,6

Country Exposure


Country	%
Germany	14,2
Denmark	13,4
Sweden	11,7
Great Britain	9,8
Norway	9,0
Netherlands	8,9
Belgium	6,9
Other	26,1
Total	100,0

Portfolio Sectors


Sector	%
Industrials	45,2
Materials	19,8
Information Technology	13,7
Utilities	9,1
Energy	7,0
Cash	3,5
Other	1,7
Total	100,0

Fund Information

Fund value (million euros)	148,1	UCITS	Yes	The fund prospectus and KIID are available on our website www.fondita.com .
Fund unitholders	458	A-unit (return) ISIN	FI4000024484	*The calculation formulas are available from the Fund Management Company.
A-unit NAV	168,4443	B-unit (growth) ISIN	FI4000024492	**Total client relationship allow for changes in tariff rate.
B-unit NAV	278,0456	Registered for distribution	FI, SE, NO, DE, AT	
Subscription fee	0,00 %	Liquidity	Daily	
Redemption fee**	1,00 %	Risk profile	6/7	
Management fee*,**	2,00 %	Inception date	19.5.2011	

The past performance of the investment fund does not provide any guarantee of future results. Depending on market conditions, the fund unit value may rise or fall. The future performance of the fund depends on the development of the markets and the Fund Manager's success with the chosen investments. The fund is euro denominated. Thereby changes in currency values may affect the value of the investments. The fund is not covered by the Deposit Guarantee Fund nor the Investor's Compensation Fund.